

VIDYABHARTI SANSTHA, WARDHA

**Dr. R. G. Bhoyar Arts, Commerce & Science College,
Seloo**

Nagpur-Wardha Road, Seloo. Dist. Wardha-442104 (Maharashtra)
(Formally known as Vidyabharti College, Seloo)

NAAC Accredited with B+ Grade



INTERNAL QUALITY ASSURANCE CELL (IQAC)



CRITERIA- II

TEACHING – LEARNING EVALUATION

2.6.3. Annual Report of Result Committee

mail: vidyabhart868@gmail.com

Website: vbceloo.org





VIDYABHARTI SANSTHA, WARDHA.
DR. R. G. BHOYAR ARTS, COMMERCE & SCIENCE COLLEGE

MOHANAPUR, TH-SELOO DIST-WARDHA 442104
(FORMERLY VIDYABHARTI COLLEGE)

Affiliated To Rashtrasant Tukadoji Maharaj Nagpur University, Nagpur.

NAAC Accredited with B+ Grade

College Index : (Sr.-699) (Jr.07.08.006)

Contact: 07155299036

Website: vbcseloo.org

Email: vidyabharti868@gmail.com

Annual Report of Result Committee & Analysis

Academic Session 2021-2022

Content

Sr. No.	Heads
	Summary of the Results
A	Department Wise Results
B	Total Result Semester wise
C	Final Semester Result Analysis
	Graphical Analysis of Results

Summary of the Results

Dr. R. G. Bhojar Arts, Commerce and Science College, Seloo has its own result mechanism of the university course wise result under **Result Committee**. Prof. Ashish Shastrakar is the convener of the committee and other faculties are members as Dr. A. N. Patil, Dr. P. R. Kawale, Prof. S. S. Panchabhai. Result Committee always collected & analysis the data of University Result as well as internal evaluation result of all affiliated course of the Institute. The present college results and analysis are department wise, semester wise, course wise last semester result of UG and PG courses in the academic session 2021-2022.

A. Department Wise Result

Bachelor of Science (B. Sc.)

Department: Chemistry

Session	Class	Appeared Students	Pass	Pass in %	Overall Result in %
Winter - 2021	B.Sc. Semester - I	69	67	97.10%	92.54% *
	B.Sc. Semester - III	81	77	95.06%	
	B.Sc. Semester - V	132	131	99.24%	
Summer - 2022	B.Sc. Semester - II	71	54	76.05%	
	B.Sc. Semester - IV	78	72	92.31%	
	B.Sc. Semester - VI	132	126	95.45%	



Department: Botany

Session	Class	Appeared Students	Pass	Pass in %	Overall Result in %
Winter - 2021	B.Sc. Semester - I	29	29	100%	97.31%
	B.Sc. Semester - III	30	30	100%	
	B.Sc. Semester - V	57	57	100%	
Summer - 2022	B.Sc. Semester - II	26	26	100%	
	B.Sc. Semester - IV	31	26	83.87%	
	B.Sc. Semester - VI	52	52	100%	

Department: Zoology

Session	Class	Appeared Students	Pass	Pass in %	Overall Result in %
Winter - 2021	B.Sc. Semester - I	27	27	100%	98.17%
	B.Sc. Semester - III	42	41	89%	
	B.Sc. Semester - V	102	102	100%	
Summer - 2022	B.Sc. Semester - II	28	28	100%	
	B.Sc. Semester - IV	44	44	100%	
	B.Sc. Semester - VI	102	102	100%	

Department: Microbiology

Session	Class	Appeared Students	Pass	Pass in %	Overall Result in %
Winter - 2021	B.Sc. Semester - I	25	25	100%	98.41%
	B.Sc. Semester - III	46	45	97.83%	
	B.Sc. Semester - V	63	62	98.41%	
Summer - 2022	B.Sc. Semester - II	17	17	100%	
	B.Sc. Semester - IV	49	47	95.91%	
	B.Sc. Semester - VI	65	62	98.38%	

Department: Biochemistry

Session	Class	Appeared Students	Pass	Pass in %	Overall Result in %
Winter - 2021	B.Sc. Semester - I	16	16	100%	100%
	B.Sc. Semester - III	23	23	100%	
	B.Sc. Semester - V	14	14	100%	
Summer - 2022	B.Sc. Semester - II	11	11	100%	
	B.Sc. Semester - IV	23	23	100%	
	B.Sc. Semester - VI	13	13	100%	

Department: Physics

Session	Class	Appeared Students	Pass	Pass in %	Overall Result in %
Winter - 2021	B.Sc. Semester - I	18	18	100%	97.61%
	B.Sc. Semester - III	14	13	92.85%	
	B.Sc. Semester - V	35	35	100%	
Summer - 2022	B.Sc. Semester - II	17	17	100%	
	B.Sc. Semester - IV	14	13	92.85%	
	B.Sc. Semester - VI	35	35	100%	

Department: Mathematics

Session	Class	Appeared Students	Pass	Pass in %	Overall Result in %
Winter - 2021	B.Sc. Semester - I	33	33	100%	99.54%
	B.Sc. Semester - III	36	35	97.22%	
	B.Sc. Semester - V	69	69	100%	
Summer - 2022	B.Sc. Semester - II	30	30	100%	
	B.Sc. Semester - IV	35	35	100%	
	B.Sc. Semester - VI	70	70	100%	

Department: Computer Science

Session	Class	Appeared Students	Pass	Pass in %	Overall Result in %
Winter - 2021	B.Sc. Semester - I	16	16	100%	100%
	B.Sc. Semester - III	22	22	100%	
	B.Sc. Semester - V	36	36	100%	
Summer - 2022	B.Sc. Semester - II	15	15	100%	
	B.Sc. Semester - IV	22	22	100%	
	B.Sc. Semester - VI	37	37	100%	

Department: Electronics

Session	Class	Appeared Students	Pass	Pass in %	Overall Result in %
Winter - 2021	B.Sc. Semester - I	15	15	100%	100%
	B.Sc. Semester - III	22	22	100%	
	B.Sc. Semester - V	36	36	100%	
Summer - 2022	B.Sc. Semester - II	14	14	100%	
	B.Sc. Semester - IV	22	22	100%	
	B.Sc. Semester - VI	37	37	100%	



Department: Language

Session	Class	Appeared Students	Pass	Pass in %
Winter - 2021	B.Sc. Semester - I			
	Com. English	85	85	100%
	Marathi	80	80	100%
	Hindi	1	1	100%
	Sup. English	3	3	100%
Summer - 2022	B.Sc. Semester - II			
	Com. English	71	71	100%
	Marathi	71	71	100%
	Hindi	1	1	100%
	Sup. English	2	2	100%


Bachelor of Commerce (B. Com.)

Session	Class	Subject	Appeared Students	Pass	Pass in %
Winter-2021	Semester-I	F/A	102	102	100%
		B/O	102	102	100%
		C/L	102	102	100%
		B.ECO.	102	102	100%
	Semester-III	F/A	92	92	100%
		B.C.M.	92	90	97.83%
		B.LAW	92	90	97.83%
		M.ECO.	92	91	98.91%
	Semester-V	F/A	130	129	99.23%
		COST A/C	130	120	92.31%
		M.P.	130	124	95.38%
		C.A.C.	130	126	96.92%
		AUDIT	130	125	96.15%
		I.ECO.	130	129	99.23%
	Summer-2022	Semester-II	SBM	102	88
B/M			102	89	87.25%
S/P			102	89	87.25%
B.ECO.			102	88	86.27%
Semester-IV		F/A	93	90	96.77%
		S.D.	93	90	96.77%
		I.TAX	93	90	96.77%
		M.ECO.	93	90	96.77%
Semester-VI		F/A	129	126	97.67%
		MANG. A/C	129	126	97.67%
		ADV. STATA	129	126	97.67%
		I.ECO.	129	126	97.67%
		HRM	129	126	97.67%
		LLAW.	129	126	97.67%



Bachelor of Art (B.A.)

Session	Class	Subject	Appeared Students	Pass	Pass in %
Winter-2021	Semester-I	English	53	53	100%
		Marathi	53	53	100%
		Economics	12	12	100%
		Political	48	48	100%
		Sociology	43	43	100%
		Home Economics	6	6	100%
		Fashion Design	9	9	100%
		History	41	41	100%
	MLT	0	0	0	
	Semester-III	English	19	16	84.21%
		Marathi	19	16	84.21%
		Economics	7	6	85.71%
		Political	15	14	93.33%
		Sociology	17	14	82.35%
		Home Economics	1	1	100%
		Fashion Design	6	6	100%
		History	10	10	100%
	MLT	0	0	0%	
	Semester-V	English	29	28	100%
		Marathi	28	28	100%
		Economics	9	9	100%
		Political	24	22	100%
		Sociology	26	26	100%
		Home Economics	2	2	100%
Fashion Design		4	4	100%	
History		0	14	100%	
MLT	1	1	100%		
Summer-2022	Semester-II	English	53	48	97.56%
		Marathi	53	48	97.56%
		Economics	12	10	83.33%
		Political	48	45	93.75%
		Sociology	43	38	88.37%
		Home Economics	6	5	83.33%
		Fashion Design	9	7	77.78%
		History	41	39	95.12%
	MLT	0	0	0%	
	Semester-IV	English	18	17	94.44%
		Marathi	18	17	94.44%
		Economics	7	7	100%
		Political	15	14	93.33%
		Sociology	16	15	93.75%



		Home Economics	1	1	100%
		Fashion Design	5	5	100%
		History	10	10	100%
		MLT	0	0	0%
	Semester-VI	English	27	27	100%
		Marathi	27	27	100%
		Economics	9	9	100%
		Political	24	24	100%
		Sociology	26	26	100%
		Home Economics	2	2	100%
		Fashion Design	4	4	100%
		History	15	15	100%
		MLT	1	1	100%

B - Total Result Semester wise

Bachelor of Science (B.Sc.)

Session	Class	Appeared Students	Pass	Pass in %
Winter - 2021	B.Sc. Semester - I	85	81	95.29%
	B.Sc. Semester - III	102	99	97.06%
	B.Sc. Semester - V	169	167	98.82%
Summer - 2022	B.Sc. Semester - II	85	65	76.47%
	B.Sc. Semester - IV	103	91	88.35%
	B.Sc. Semester - VI	169	161	95.27%

Bachelor of Commerce (B.Com.)

Session	Class	Appeared Students	Pass	Pass in %
Winter - 2021	B.Com. Semester - I	102	102	100%
	B.Com. Semester - III	92	86	93.48%
	B.Com. Semester - V	130	119	91.45%
Summer - 2022	B.Com. Semester - II	102	86	84.31%
	B.Com. Semester - IV	93	89	95.70%
	B.Com. Semester - VI	129	126	97.67%



Bachelor of Art (B.A.)

Session	Class	Appeared Students	Pass	Pass in %
Winter - 2021	B.A. Semester - I	53	53	100%
	B.A. Semester - III	19	16	84.21%
	B.A. Semester - V	27	21	77.78%
Summer - 2022	B.A. Semester - II	53	53	100%
	B.A. Semester - IV	18	17	94.44%
	B.A. Semester - VI	27	27	100%

Master of Science (M.Sc.)

Department: Zoology

Session	Class	Appeared Students	Pass	Pass in %
Winter - 2021	M.Sc. Semester - I	32	30	93.75%
	M.Sc. Semester - III	25	25	100%
Summer - 2022	M.Sc. Semester - II	31	31	100%
	M.Sc. Semester - IV	25	25	100%

Department: Botany

Session	Class	Appeared Students	Pass	Pass in %
Winter - 2021	M.Sc. Semester - I	32	32	100%
	M.Sc. Semester - III	27	27	100%
Summer - 2022	M.Sc. Semester - II	32	32	100%
	M.Sc. Semester - IV	27	25	92.59%

Department: Physics

Session	Class	Appeared Students	Pass	Pass in %
Winter - 2021	M.Sc. Semester - I	27	26	96.30%
	M.Sc. Semester - III	26	26	100%
Summer - 2022	M.Sc. Semester - II	27	27	100%
	M.Sc. Semester - IV	26	26	100%



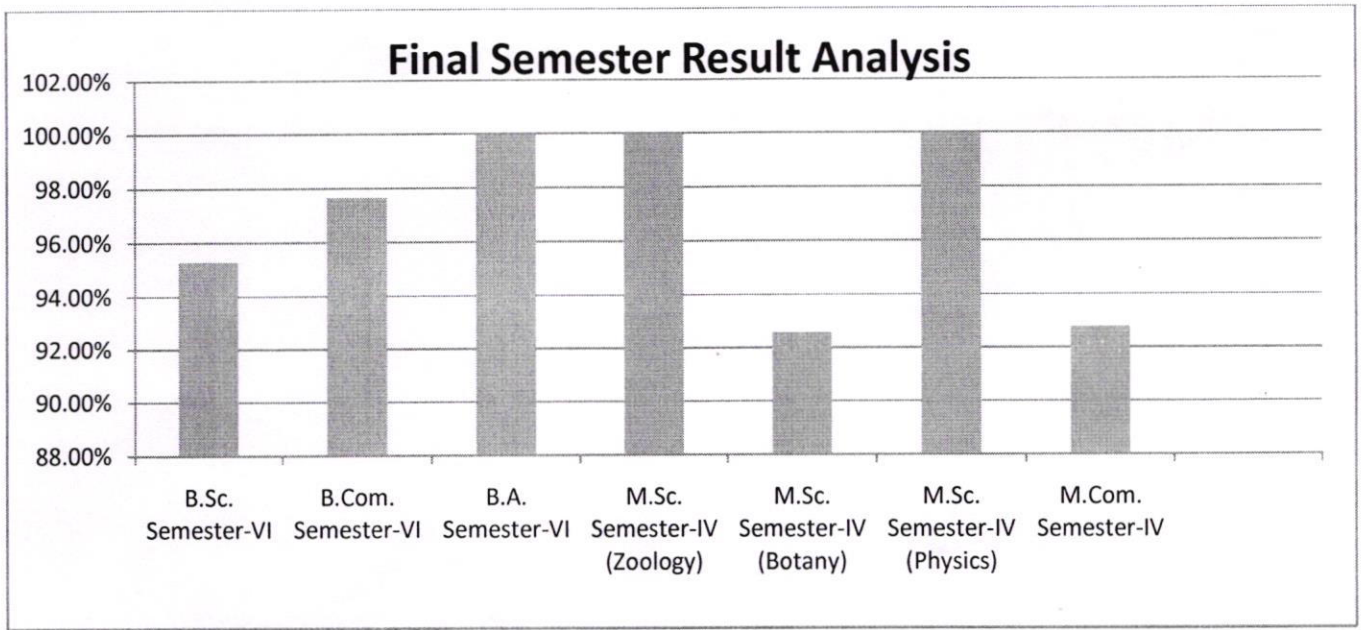
Master of Commerce (M.Com.)


Department: Commerce

Session	Class	Appeared Students	Pass	Pass in %
Winter - 2021	M.Com. Semester - I	99	94	94.95%
	M.Com. Semester - III	112	96	85.71%
Summer - 2022	M.Com. Semester - II	99	94	94.95%
	M.Com. Semester - IV	111	103	92.79%

C - Course wise Final Semester Result Analysis

Sr. No.	Courses	Admitted Students	Appeared Students	Pass	Pass in %
1	B.Sc. Semester-VI	169	169	161	95.27%
2	B.Com. Semester-VI	129	129	126	97.67%
3	B.A. Semester-VI	27	27	27	100%
4	M.Sc. Semester-IV (Zoology)	25	25	25	100%
5	M.Sc. Semester-IV (Botany)	27	27	25	92.59% *
6	M.Sc. Semester-IV (Physics)	26	26	26	100%
7	M.Com. Semester-IV	111	111	103	92.79%




Convener of Result Committee


IQAC


Principal



Co-ordinator
Internal Quality Assurance Cell
Dr. R. G. Bhoyar Arts, Comm.
& Science College, SELOO

PRINCIPAL
Dr. R. G. Bhoyar Arts, Comm.
& Science College, SELOO



Vidyabharti Sanstha, Wardha's
Vidyabharti College, Seloo

(Art's, Commerce & Science)

Th. Seloo, Wardha - 442 104

College Index :

Sr. - 868

Jr. 07.08.006

Affiliated to Rashtrasant Tukadoji Maharaj Nagpur University, Nagpur

Ref.No. Vbcs / /

Date : / /

Annual Report of Result Committee & Analysis

Academic Session 2020-2021

Content

Sr. No.	Heads
	Summary of the Results
A	Department Wise Results
B	Total Result Semester wise
C	Final Semester Result Analysis
	Graphical Analysis of Results

Summary of the Results

Vidyabharti College, Seloo has its own result mechanism of the university course wise result under Result Committee. Prof. Ashish Shastrakar is the convener of the committee and other faculties are members as Dr. A. N. Patil, Dr. P. R. Kawale, Prof. S. S. Panchabhai. Result Committee always collected & analysis the data of University Result as well as internal evaluation result of all affiliated course of the Institute. The present college results and analysis are department wise, semester wise, course wise last semester and overall result of UG and PG courses in the academic session 2020-2021.

A. Department Wise Result

Bachelor of Science (B. Sc.)

Department: Chemistry

Session	Class	Appeared Students	Pass	Pass in %	Overall Result in %
Winter - 2020	B.Sc. Semester - I	113	82	72.56%	88.02%
	B.Sc. Semester - III	113	103	91.15%	
	B.Sc. Semester - V	178	170	95.50%	
Summer - 2021	B.Sc. Semester - II	113	79	69.91%	
	B.Sc. Semester - IV	100	99	99%	
	B.Sc. Semester - VI	169	169	100%	



Department: Botany

Session	Class	Appeared Students	Pass	Pass in %	Overall Result in %
Winter - 2020	B.Sc. Semester - I	23	23	100%	98.09%
	B.Sc. Semester - III	42	41	97.61%	
	B.Sc. Semester - V	89	89	100%	
Summer - 2021	B.Sc. Semester - II	30	28	93.33%	
	B.Sc. Semester - IV	42	41	97.62%	
	B.Sc. Semester - VI	88	88	100%	

Department: Zoology

Session	Class	Appeared Students	Pass	Pass in %	Overall Result in %
Winter - 2020	B.Sc. Semester - I	27	27	100%	98.19%
	B.Sc. Semester - III	42	41	89.13%	
	B.Sc. Semester - V	102	102	100%	
Summer - 2021	B.Sc. Semester - II	28	28	100%	
	B.Sc. Semester - IV	44	44	100%	
	B.Sc. Semester - VI	102	102	100%	

Department: Microbiology

Session	Class	Appeared Students	Pass	Pass in %	Overall Result in %
Winter - 2020	B.Sc. Semester - I	47	47	100%	100%
	B.Sc. Semester - III	48	48	100%	
	B.Sc. Semester - V	76	76	100%	
Summer - 2021	B.Sc. Semester - II	39	39	100%	
	B.Sc. Semester - IV	52	52	100%	
	B.Sc. Semester - VI	77	77	100%	

Department: Biochemistry

Session	Class	Appeared Students	Pass	Pass in %	Overall Result in %
Winter - 2020	B.Sc. Semester - I	19	19	100%	100%
	B.Sc. Semester - III	10	10	100%	
	B.Sc. Semester - V	24	24	100%	
Summer - 2021	B.Sc. Semester - II	20	20	100%	
	B.Sc. Semester - IV	8	8	100%	
	B.Sc. Semester - VI	25	25	100%	



Department: Physics

Session	Class	Appeared Students	Pass	Pass in %	Overall Result in %
Winter - 2020	B.Sc. Semester - I	16	13	82%	93.50%
	B.Sc. Semester - III	26	26	100%	
	B.Sc. Semester - V	24	23	96%	
Summer - 2021	B.Sc. Semester - II	16	14	87%	
	B.Sc. Semester - IV	25	24	96%	
	B.Sc. Semester - VI	24	24	100%	

Department: Mathematics

Session	Class	Appeared Students	Pass	Pass in %	Overall Result in %
Winter - 2020	B.Sc. Semester - I	35	32	91.43%	94.80%
	B.Sc. Semester - III	62	57	91.94%	
	B.Sc. Semester - V	68	68	100%	
Summer - 2021	B.Sc. Semester - II	37	35	94.59%	
	B.Sc. Semester - IV	63	61	96.83%	
	B.Sc. Semester - VI	67	63	94.03%	

Department: Computer Science

Session	Class	Appeared Students	Pass	Pass in %	Overall Result in %
Winter - 2020	B.Sc. Semester - I	20	19	95%	97.50%
	B.Sc. Semester - III	35	35	100%	
	B.Sc. Semester - V	43	43	100%	
Summer - 2021	B.Sc. Semester - II	20	18	90%	
	B.Sc. Semester - IV	36	36	100%	
	B.Sc. Semester - VI	43	43	100%	

Department: Electronics

Session	Class	Appeared Students	Pass	Pass in %	Overall Result in %
Winter - 2020	B.Sc. Semester - I	20	20	100%	99.21%
	B.Sc. Semester - III	33	33	100%	
	B.Sc. Semester - V	43	43	100%	
Summer - 2021	B.Sc. Semester - II	21	20	95.23%	
	B.Sc. Semester - IV	36	36	100%	
	B.Sc. Semester - VI	43	43	100%	



Department: Language

Session	Class	Appeared Students	Pass	Pass in %
Winter - 2020	B.Sc. Semester - I			
	Com. English	113	109	96.46%
	Marathi	82	81	98.78%
	Hindi	8	6	75.00%
	Sup. English	6	5	83.33%
Summer - 2021	B.Sc. Semester - II			
	Com. English	107	102	95.33%
	Marathi	83	83	100%
	Hindi	8	7	87.5%
	Sup. English	6	5	83.33%

Bachelor of Commerce (B. Com.)

Session	Class	Subject	Appeared Students	Pass	Pass in %
Winter-2020	Semester-I	F/A	123	86	70%
		B/O	123	83	68.22%
		C/L	123	86	70%
		B.ECO.	123	77	63.78%
	Semester-III	F/A	132	119	90.15%
		B.C.M.	132	123	93.18%
		B.LAW	132	122	92.42%
		M.ECO.	132	120	90.91%
	Semester-V	F/A	117	110	94%
		COST A/C	117	107	91%
		M.P.	117	110	94%
		C.A.C.	117	107	91%
		AUDIT	117	110	94%
		I.ECO.	117	106	91%
	Summer-2021	Semester-II	SBM	98	91
B/M			98	92	93.88%
S/P			98	90	91.84%
B.ECO.			98	90	91.84%
Semester-IV		F/A	132	127	96.21%
		S.D.	132	126	95.45%
		I.TAX	132	127	96.21%
		M.ECO.	132	126	95.45%
Semester-VI		F/A	117	113	97%
		MANG. A/C	117	115	98%
		ADV. STATA	117	114	97%
		I.ECO.	117	115	98%
		HRM	117	116	99%
		I.LAW.	117	116	99%



Department: Language

Session	Class	Appeared Students	Pass	Pass in %
Winter - 2020	B.Com. Semester - I			
	Com. English	88	77	87.5%
	Marathi	84	83	98.80%
	Hindi	3	2	66.67%
	Sup. English	-	-	-
	B.Com. Semester - III			
	Com. English	148	138	93.48%
	Marathi	142	127	89.76%
	Hindi	6	5	80%
	Sup. English	-	-	-
Summer - 2021	B.Com. Semester - II			
	Com. English	93	93	100%
	Marathi	91	91	100%
	Hindi	3	2	66.67%
	Sup. English	-	-	-
	B.Com. Semester - IV			
	Com. English	103	103	100%
	Marathi	96	96	100%
	Hindi	4	4	100%
	Sup. English	3	3	100%

B - Total Result Semester wise

Bachelor of Science (B.Sc.)

Session	Class	Appeared Students	Pass	Pass in %
Winter - 2020	B.Sc. Semester - I	111	86	77.48%
	B.Sc. Semester - III	140	123	87.86%
	B.Sc. Semester - V	217	212	97.69%
Summer - 2021	B.Sc. Semester - II	102	86	84.31%
	B.Sc. Semester - IV	135	131	97.04%
	B.Sc. Semester - VI	215	210	97.67%

Bachelor of Commerce (B.Com.)

Session	Class	Appeared Students	Pass	Pass in %
Winter - 2020	B.Com. Semester - I	123	71	52.72
	B.Com. Semester - III	132	113	85.61%
	B.Com. Semester - V	117	100	85.47%
Summer - 2021	B.Com. Semester - II	98	95	96.94%
	B.Com. Semester - IV	132	124	93.94%
	B.Com. Semester - VI	116	111	95.69%



Bachelor of Art (B.A.)

Session	Class	Appeared Students	Pass	Pass in %
Winter - 2020	B.A. Semester - I	22	14	63.63%
	B.A. Semester - III	36	23	63.89%
	B.A. Semester - V	22	20	86.96%
Summer - 2021	B.A. Semester - II	25	12	48%
	B.A. Semester - IV	30	20	66.67%
	B.A. Semester - VI	23	16	69.57%

Master of Science (M.Sc.)

Department: Zoology

Session	Class	Appeared Students	Pass	Pass in %
Winter - 2020	M.Sc. Semester - I	29	28	97 %
	M.Sc. Semester - III	19	19	100%
Summer - 2021	M.Sc. Semester - II	27	27	100%
	M.Sc. Semester - IV	19	19	100%

Department: Botany

Session	Class	Appeared Students	Pass	Pass in %
Winter - 2020	M.Sc. Semester - I	27	27	100%
	M.Sc. Semester - III	21	21	100%
Summer - 2021	M.Sc. Semester - II	27	27	100%
	M.Sc. Semester - IV	21	21	100%

Department: Physics

Session	Class	Appeared Students	Pass	Pass in %
Winter - 2020	M.Sc. Semester - I	27	27	100%
Summer - 2021	M.Sc. Semester - II	27	27	100%



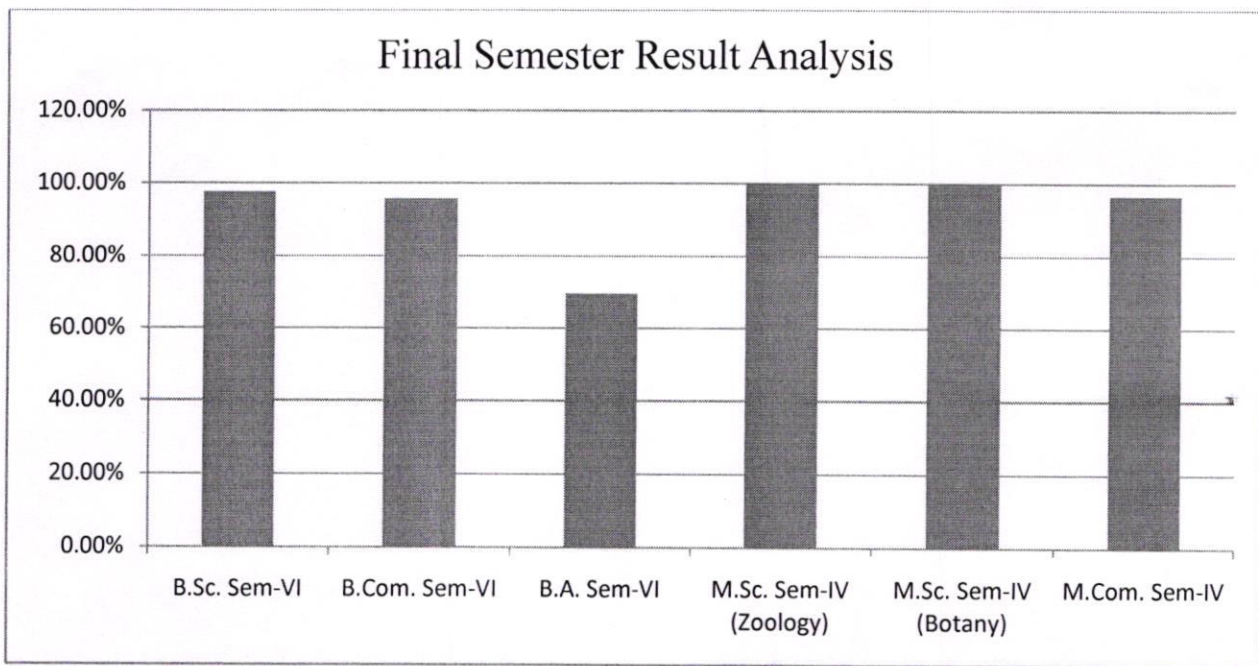
Master of Commerce (M.Com.)


Department: Commerce

Session	Class	Appeared Students	Pass	Pass in %
Winter - 2020	M.Com. Semester - I	110	110	100%
	M.Com. Semester - III	61	61	100%
Summer - 2021	M.Com. Semester - II	109	102	93.58%
	M.Com. Semester - IV	60	58	96.67%

C- Course wise Final Semester Result Analysis


Sr. No.	Courses	Admitted Students	Appeared Students	Pass	Pass in %
1	B.Sc. Semester-VI	215	210	212	97.67%
2	B.Com. Semester-VI	117	116	111	95.69%
3	B.A. Semester-VI	20	23	16	69.57%
4	M.Sc. Semester-IV (Zoology)	19	19	19	100%
5	M.Sc. Semester-IV (Botany)	21	21	21	100%
6	M.Com. Semester-IV	60	60	58	96.67%




Convener of Result Committee




IQAC
Co-ordinator
Internal Quality Assurance Cell
Vidyabharti College, SELOO


Principal
PRINCIPAL
Vidyabharti College, Seloo



Estd. 2008

Vidyabharti Sanstha, Wardha's
Vidyabharti College, Seloo

(Art's, Commerce & Science)

Th. Seloo, Wardha - 442 104

Affiliated to Rashtrasant Tukadoji Maharaj Nagpur University, Nagpur

College Index :

Sr. - 868

Jr. 07.08.006

Ref.No. Vbcs / /

Date : / /

Annual Report of Result Committee & Analysis

Academic Session 2019-2020

Content

Sr. No.	Heads
	Summary of the Results
A	Department Wise Results
B	Total Result Semester wise
C	Final Semester Result Analysis
	Graphical Analysis of Results

Summary of the Results

Vidyabharti College, Seloo has its own result mechanism of the university course wise result under Result Committee. Prof. AshishShastrakar is the convener of the committee and other faculties are members as Dr. A. N. Patil, Dr. P. R. Kawale, Prof. S. S. Panchabhai, W. A. Khan. Result Committee always collected & analysis the data of University Result as well as internal evaluation result of all affiliated course of the Institute. The present college results and analysis are department wise, semester wise, course wise last semester and overall result of UG and PG courses in the academic session 2019-2020.

A. Department Wise Result

Bachelor of Science (B. Sc.)

Department: Chemistry

Session	Class	Appeared Students	Pass	Pass in %	Overall Result in %
Winter - 2019	B.Sc. Semester - I	121	16	13.22%	61.62%
	B.Sc. Semester - III	143	30	21%	
	B.Sc. Semester - V	93	33	35.48%	
Summer - 2020	B.Sc. Semester - II	118	118	100%	
	B.Sc. Semester - IV	103	103	100%	
	B.Sc. Semester - VI	93	93	100%	



Department: Botany

Session	Class	Appeared Students	Pass	Pass in %	Overall Result in %
Winter - 2019	B.Sc. Semester - I	47	12	25.53%	63.28%
	B.Sc. Semester - III	56	10	17.58%	
	B.Sc. Semester - V	41	15	36.58%	
Summer - 2020	B.Sc. Semester - II	51	51	100%	
	B.Sc. Semester - IV	74	74	100%	
	B.Sc. Semester - VI	42	42	100%	

Department: Zoology

Session	Class	Appeared Students	Pass	Pass in %	Overall Result in %
Winter - 2019	B.Sc. Semester - I	55	07	12.72%	64.55%
	B.Sc. Semester - III	57	14	24.56%	
	B.Sc. Semester - V	38	19	50%	
Summer - 2020	B.Sc. Semester - II	54	54	100%	
	B.Sc. Semester - IV	89	89	100%	
	B.Sc. Semester - VI	54	54	100%	

Department: Microbiology

Session	Class	Appeared Students	Pass	Pass in %	Overall Result in %
Winter - 2019	B.Sc. Semester - I	47	4	9%	59.65%
	B.Sc. Semester - III	57	13	21.05%	
	B.Sc. Semester - V	37	11	29.72%	
Summer - 2020	B.Sc. Semester - II	54	54	98.15%	
	B.Sc. Semester - IV	71	71	100%	
	B.Sc. Semester - VI	37	37	100%	

Department: Biochemistry

Session	Class	Appeared Students	Pass	Pass in %	Overall Result in %
Winter - 2019	B.Sc. Semester - I	9	02	22.22%	64.31%
	B.Sc. Semester - III	22	3	13.63%	
	B.Sc. Semester - V	8	4	50%	
Summer - 2020	B.Sc. Semester - II	12	12	100%	
	B.Sc. Semester - IV	28	28	100%	
	B.Sc. Semester - VI	8	8	100%	



Department: Physics

Session	Class	Appeared Students	Pass	Pass in %	Overall Result in %
Winter - 2019	B.Sc. Semester - I	32	05	15.63%	59.02%
	B.Sc. Semester - III	19	03	15.79%	
	B.Sc. Semester - V	22	05	22.72%	
Summer - 2020	B.Sc. Semester - II	33	33	100%	
	B.Sc. Semester - IV	20	20	100%	
	B.Sc. Semester - VI	24	24	100%	

Department: Mathematics

Session	Class	Appeared Students	Pass	Pass in %	Overall Result in %
Winter - 2019	B.Sc. Semester - I	70	05	7.14%	56.75%
	B.Sc. Semester - III	42	7	16.67%	
	B.Sc. Semester - V	36	6	16.67%	
Summer - 2020	B.Sc. Semester - II	69	69	100%	
	B.Sc. Semester - IV	45	45	100%	
	B.Sc. Semester - VI	41	41	100%	

Department: Computer Science

Session	Class	Appeared Students	Pass	Pass in %	Overall Result in %
Winter - 2019	B.Sc. Semester - I	36	10	27.78%	56.85%
	B.Sc. Semester - III	27	00	00%	
	B.Sc. Semester - V	15	02	13.33%	
Summer - 2020	B.Sc. Semester - II	36	36	100%	
	B.Sc. Semester - IV	25	25	100%	
	B.Sc. Semester - VI	17	17	100%	

Department: Electronics

Session	Class	Appeared Students	Pass	Pass in %	Overall Result in %
Winter - 2019	B.Sc. Semester - I	33	13	39.39%	66.10%
	B.Sc. Semester - III	27	07	25.93%	
	B.Sc. Semester - V	16	05	31.25%	
Summer - 2020	B.Sc. Semester - II	36	36	100%	
	B.Sc. Semester - IV	25	25	100%	
	B.Sc. Semester - VI	17	17	100%	



Bachelor of Commerce (B. Com.)

Session	Class	Subject	Appeared Students	Pass	Pass in %
Winter-2019	Semester-I	F/A	169	46	27.22%
		B/O	169	65	62.05%
		C/L	169	53	31.36%
		B.ECO.	169	34	20.12%
	Semester-III	F/A	113	77	68.14%
		B.C.M.	113	84	74%
		B.LAW	113	80	70.80%
		M.ECO.	113	75	66.37%
	Semester-V	F/A	112	66	58.93%
		COST A/C	112	61	54.46%
		M.P.	112	97	86.61%
		C.A.C.	112	96	85.71%
		AUDIT	112	97	86.61%
I.ECO.		112	85	75.89%	
Summer-2020	Semester-II	SBM	116	116	100%
		B/M	116	116	100%
		S/P	116	116	100%
		B.ECO.	116	116	100%
	Semester-IV	F/A	103	103	100%
		S.D.	103	103	100%
		I.TAX	103	103	100%
		M.ECO.	103	103	100%
	Semester-VI	F/A	106	106	100%
		MANG. A/C	106	106	100%
		ADV. STATA	106	106	100%
		I.ECO.	106	106	100%
		HRM	106	106	100%
I.LAW.	106	106	100%		

B - Total Result Semester wise

Bachelor of Science (B.Sc.)

Session	Class	Appeared Students	Pass	Pass in %
Winter - 2019	B.Sc. Semester - I	171	07	4.09%
	B.Sc. Semester - III	199	09	4.52%
	B.Sc. Semester - V	110	18	16.36%
Summer - 2020	B.Sc. Semester - II	155	154	99.35%
	B.Sc. Semester - IV	176	176	100%
	B.Sc. Semester - VI	109	109	100%



Bachelor of Commerce (B.Com.)

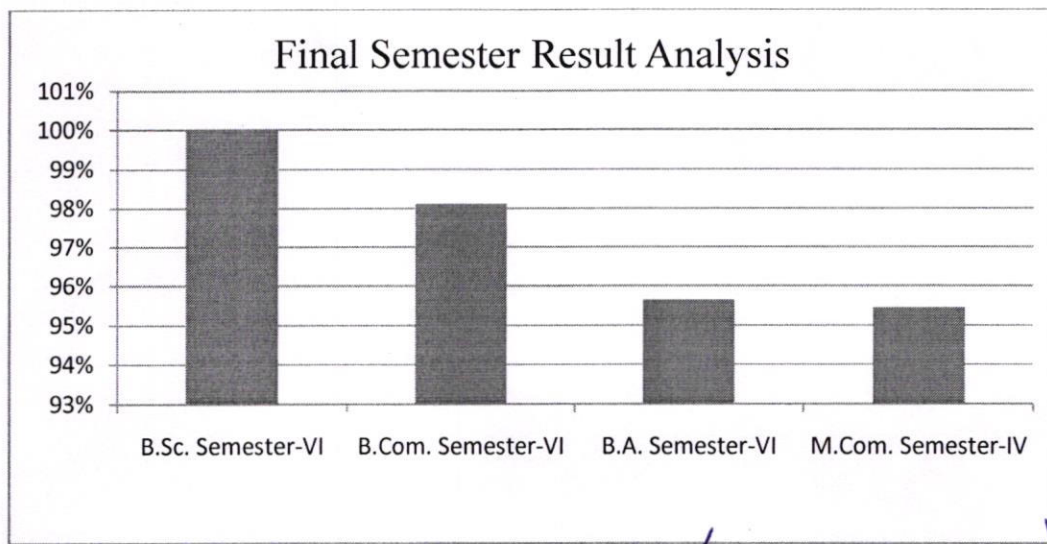
Session	Class	Appeared Students	Pass	Pass in %
Winter - 2019	B.Com. Semester - I	169	14	8.28%
	B.Com.Semester - III	113	45	39.82%
	B.Com. Semester - V	111	52	46.43%
Summer - 2020	B.Com.Semester - II	113	106	93.81%
	B.Com.Semester - IV	103	103	100%
	B.Com.Semester - VI	106	104	98.11%

Bachelor of Art (B.A.)

Session	Class	Appeared Students	Pass	Pass in %
Winter - 2019	B.A. Semester - I	78	5	6.41%
	B.A. Semester - III	23	2	8.70%
	B.A. Semester - V	22	8	36.36%
Summer - 2020	B.A. Semester - II	55	55	100%
	B.A. Semester - IV	24	24	100%
	B.A. Semester - VI	23	22	95.65%

C- Course wise Final Semester Result Analysis

Sr. No.	Courses	Admitted Students	Appeared Students	Pass	Pass in %
1	B.Sc. Semester-VI	110	109	109	100%
2	B.Com. Semester-VI	111	106	104	98.11%
3	B.A. Semester-VI	23	23	22	95.65%
4	M.Com. Semester-IV	24	22	21	95.45%




Convener of Result Committee


IQAC


Principal



Co-ordinator
Internal Quality Assurance Cell
Vidyabharati College, SELOO

Vidyabharati College, SELOO



Vidyabharti Sanstha, Wardha's
Vidyabharti College, Seloo

(Art's, Commerce & Science)

Th. Seloo, Wardha - 442 104

College Index :

Sr. - 868

Jr. 07.08.006

Affiliated to Rashtrasant Tukadoji Maharaj Nagpur University, Nagpur

Ref.No. Vbcs / /

Date : / /

Annual Report of Result Committee & Analysis

Academic Session 2018-2019

Content

Sr. No.	Heads
	Summary of the Results
A	Department Wise Results
B	Total Result Semester wise
	Graphical Analysis of Results

Summary of the Results

Vidyabharti College, Seloo has its own result mechanism of the university course wise result under **Result Committee**. Prof. Wasim Khanis the convener of the committee and other faculties are members as Dr. A. N. Patil, Dr. P. R. Kawale, Prof. S. S. Panchabhai. Prof. Ashish Shastrakar. Result Committee always collected & analysis the data of University Result as well as internal evaluation result of all affiliated course of the Institute. The present college results and analysis are department wise, semester wise, course wise last semester and overall result of UG and PG courses in the academic session 2018-2019.

A. Department Wise Result

Bachelor of Science (B. Sc.)

Department: Chemistry

Session	Class	Appeared Students	Pass	Pass in %	Overall Result in %
Winter - 2018	B.Sc. Semester - I	202	51	25.24%	52.03%
	B.Sc. Semester - III	122	46	37.70%	
	B.Sc. Semester - V	75	56	74.66%	
Summer - 2019	B.Sc. Semester - II	145	52	35.86%	
	B.Sc. Semester - IV	75	33	44%	
	B.Sc. Semester - VI	57	54	94.73%	



Department: Botany

Session	Class	Appeared Students	Pass	Pass in %	Overall Result in %
Winter - 2018	B.Sc. Semester - I	111	20	18.01%	43.62%
	B.Sc. Semester - III	65	27	41.53%	
	B.Sc. Semester - V	39	35	89.74%	
Summer - 2019	B.Sc. Semester - II	89	9	10.11%	
	B.Sc. Semester - IV	55	23	41.81%	
	B.Sc. Semester - VI	38	23	60.52%	

Department: Zoology

Session	Class	Appeared Students	Pass	Pass in %	Overall Result in %
Winter - 2018	B.Sc. Semester - I	108	21	20%	38.92%
	B.Sc. Semester - III	61	36	60%	
	B.Sc. Semester - V	46	26	57%	
Summer - 2019	B.Sc. Semester - II	80	10	12.5%	
	B.Sc. Semester - IV	59	20	34%	
	B.Sc. Semester - VI	44	22	50%	

Department: Microbiology

Session	Class	Appeared Students	Pass	Pass in %	Overall Result in %
Winter - 2018	B.Sc. Semester - I	102	27	26.47%	34.66%
	B.Sc. Semester - III	48	27	56.25%	
	B.Sc. Semester - V	14	8	57.14%	
Summer - 2019	B.Sc. Semester - II	86	15	17.44%	
	B.Sc. Semester - IV	42	6	14.29%	
	B.Sc. Semester - VI	11	4	36.36%	

Department: Biochemistry

Session	Class	Appeared Students	Pass	Pass in %	Overall Result in %
Winter - 2018	B.Sc. Semester - I	44	06	13.63%	16.38%
	B.Sc. Semester - III	16	10	62.50%	
	B.Sc. Semester - V	2	0	0%	
Summer - 2019	B.Sc. Semester - II	34	3	8.82%	
	B.Sc. Semester - IV	15	2	13.33%	
	B.Sc. Semester - VI	2	0	0%	



Department: Physics

Session	Class	Appeared Students	Pass	Pass in %	Overall Result in %
Winter - 2018	B.Sc. Semester - I	35	05	14.29%	37%
	B.Sc. Semester - III	30	16	53.33%	
	B.Sc. Semester - V	29	22	75.86%	
Summer - 2019	B.Sc. Semester - II	25	05	20%	
	B.Sc. Semester - IV	27	05	18.51%	
	B.Sc. Semester - VI	30	12	40%	

Department: Mathematics

Session	Class	Appeared Students	Pass	Pass in %	Overall Result in %
Winter - 2018	B.Sc. Semester - I	80	4	5%	33.06%
	B.Sc. Semester - III	64	48	75%	
	B.Sc. Semester - V	57	55	96.49%	
Summer - 2019	B.Sc. Semester - II	71	4	5.63%	
	B.Sc. Semester - IV	61	3	4.92%	
	B.Sc. Semester - VI	62	7	11.29%	

Department: Computer Science

Session	Class	Appeared Students	Pass	Pass in %	Overall Result in %
Winter - 2018	B.Sc. Semester - I	50	05	10%	31.32%
	B.Sc. Semester - III	37	30	81.08%	
	B.Sc. Semester - V	32	13	40.63%	
Summer - 2019	B.Sc. Semester - II	41	04	9.76%	
	B.Sc. Semester - IV	32	08	25%	
	B.Sc. Semester - VI	28	06	21.43%	

Department: Electronics

Session	Class	Appeared Students	Pass	Pass in %	Overall Result in %
Winter - 2018	B.Sc. Semester - I	49	23	46.94%	29.42%
	B.Sc. Semester - III	37	05	13.51%	
	B.Sc. Semester - V	32	26	81.25%	
Summer - 2019	B.Sc. Semester - II	39	00	00%	
	B.Sc. Semester - IV	32	02	6.25%	
	B.Sc. Semester - VI	28	08	28.57%	



Bachelor of Commerce (B. Com.)

Session	Class	Subject	Appeared Students	Pass	Pass in %
Winter-2018	Semester-I	F/A	243	95	39.09%
		B/O	243	90	37.03%
		C/L	243	65	26.75%
		B.ECO.	243	79	32.51%
	Semester-III	F/A	138	74	53.62%
		B.C.M.	138	121	87.68%
		B.LAW	138	101	73.19%
		M.ECO.	138	87	63.04%
	Semester-V	F/A	85	60	70.58%
		COST A/C	85	55	64.70%
		M.P.	85	80	94.11%
		C.A.C.	85	66	77.64%
		AUDIT	85	78	91.76%
		I.ECO.	85	61	71.76%
	Summer-2019	Semester-II	SBM	243	93
B/M			243	97	39.91%
S/P			243	91	37.44%
B.ECO.			243	81	33.33%
Semester-IV		F/A	136	66	48.53%
		S.D.	136	96	70.59%
		I.TAX	136	84	61.76%
		M.ECO.	136	104	76.47%
Semester-VI		F/A	85	70	77.78%
		MANG. A/C	85	70	77.78%
		ADV. STATA	85	68	80%
		I.ECO.	85	76	89.41%
		HRM	85	66	77.65%
		I.LAW.	85	72	84.71%

B - Total Result Semester wise

Bachelor of Science (B.Sc.)

Session	Class	Appeared Students	Pass	Pass in %
Winter - 2018	B.Sc. Semester - I	295	14	4.75%
	B.Sc. Semester - III	172	30	17.44%
	B.Sc. Semester - V	116	50	43.10%
Summer - 2019	B.Sc. Semester - II	260	08	3.08%
	B.Sc. Semester - IV	166	14	8.43%
	B.Sc. Semester - VI	117	18	15.38%



Bachelor of Commerce (B.Com.)

Session	Class	Appeared Students	Pass	Pass in %
Winter - 2018	B.Com. Semester - I	243	48	19.75%
	B.Com. Semester - III	138	48	34.78%
	B.Com. Semester - V	85	44	51.76%
Summer - 2019	B.Com. Semester - II	243	46	18.77%
	B.Com. Semester - IV	136	43	31.62%
	B.Com. Semester - VI	85	54	63.53%

Bachelor of Art (B.A.)

Session	Class	Appeared Students	Pass	Pass in %
Summer - 2019	B.A. Semester - II	39	6	15.38%
	B.A. Semester - IV	37	15	40.54%
	B.A. Semester - VI	9	8	88.89%

Master of Commerce (M.Com.)

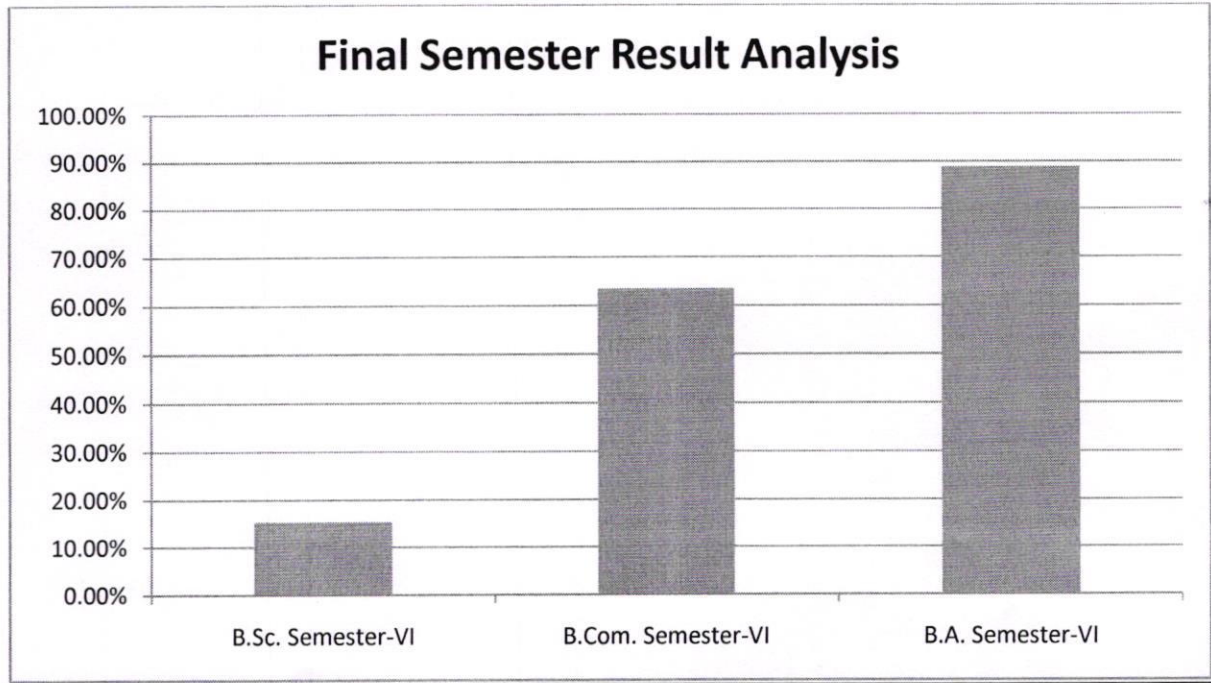
Department: Commerce

Session	Class	Appeared Students	Pass	Pass in %
Winter - 2018	M.Com. Semester - I	56	09	16.07%
	M.Com. Semester - II	56	05	8.93%



C- Course wise Final Semester Result Analysis

Sr. No.	Courses	Admitted Students	Appeared Students	Pass	Pass in %
1	B.Sc. Semester-VI	117	117	18	15.38%
2	B.Com. Semester-VI	85	85	54	63.53%
3	B.A. Semester-VI	9	9	8	88.89%




Convener of Result Committee


IQAC

Co-ordinator

Internal Quality Assurance Cell
Vidyabharati College, SELOO


Principal

PRINCIPAL

Vidyabharati College, Seloo





Vidyabharti Sanstha, Wardha's
Vidyabharti College, Seloo

(Art's, Commerce & Science)

Th. Seloo, Wardha - 442 104

College Index :
Sr. - 868
Jr. 07.08.006

Estd. 2008

Affiliated to Rashtrasant Tukadoji Maharaj Nagpur University, Nagpur

Ref.No. Vbcs / /

Date : / /

Annual Report of Result Committee & Analysis

Academic Session 2017-2018

Content

Sr. No.	Heads
	Summary of the Results
A	Department Wise Results
B	Total Result Semester wise
	Graphical Analysis of Results

Summary of the Results

Vidyabharti College, Seloo has its own result mechanism of the university course wise result under Result Committee. Prof. Wasim Khan is the convener of the committee and other faculties are members as Dr. A. N. Patil, Dr. P. R. Kawale, Prof. S. S. Panchabhai, Prof. A. A. Shastrakar. Result Committee always collected & analysis the data of University Result as well as internal evaluation result of all affiliated course of the Institute. The present college results and analysis are department wise, semester wise, course wise last semester and overall result of UG and PG courses in the academic session 2017-2018.

A. Department Wise Result

Bachelor of Science (B. Sc.)

Department: Chemistry

Session	Class	Appeared Students	Pass	Pass in %	Overall Result in %
Winter - 2017	B.Sc. Semester - I	95	32	35%	48.86%
	B.Sc. Semester - III	97	33	34%	
	B.Sc. Semester - V	56	41	73%	
Summer - 2018	B.Sc. Semester - II	163	42	27.09%	
	B.Sc. Semester - IV	116	34	29.31%	
	B.Sc. Semester - VI	57	54	94.73%	



Department: Botany

Session	Class	Appeared Students	Pass	Pass in %	Overall Result in %
Winter - 2017	B.Sc. Semester - I	85	16	18.82%	65.95%
	B.Sc. Semester - III	52	40	76.92%	
	B.Sc. Semester - V	34	25	73.52%	
Summer - 2018	B.Sc. Semester - II	69	30	43.47%	
	B.Sc. Semester - IV	47	39	82.97%	
	B.Sc. Semester - VI	34	34	100%	

Department: Zoology

Session	Class	Appeared Students	Pass	Pass in %	Overall Result in %
Winter - 2017	B.Sc. Semester - I	68	21	26%	50.07%
	B.Sc. Semester - III	54	30	40%	
	B.Sc. Semester - V	19	09	40%	
Summer - 2018	B.Sc. Semester - II	85	25	29.41%	
	B.Sc. Semester - IV	58	48	82%	
	B.Sc. Semester - VI	20	19	95%	

Department: Microbiology

Session	Class	Appeared Students	Pass	Pass in %	Overall Result in %
Winter - 2017	B.Sc. Semester - I	58	20	34.48%	41.9%
	B.Sc. Semester - III	30	11	36.67%	
	B.Sc. Semester - V	17	4	23.53%	
Summer - 2018	B.Sc. Semester - II	54	26	48.15%	
	B.Sc. Semester - IV	27	4	14.81%	
	B.Sc. Semester - VI	16	15	93.75%	

Department: Biochemistry

Session	Class	Appeared Students	Pass	Pass in %	Overall Result in %
Winter - 2017	B.Sc. Semester - I	20	5	25.00%	37.76%
	B.Sc. Semester - III	7	4	57.14%	
	B.Sc. Semester - V	2	2	100%	
Summer - 2018	B.Sc. Semester - II	18	8	44.44%	
	B.Sc. Semester - IV	14	0	0%	
	B.Sc. Semester - VI	12	0	0%	



Department: Physics

Session	Class	Appeared Students	Pass	Pass in %	Overall Result in %
Winter - 2017	B.Sc. Semester - I	34	14	41.17%	64.03%
	B.Sc. Semester - III	24	12	50%	
	B.Sc. Semester - V	17	09	53%	
Summer - 2018	B.Sc. Semester - II	28	19	68%	
	B.Sc. Semester - IV	21	15	72%	
	B.Sc. Semester - VI	16	16	100%	

Department: Mathematics

Session	Class	Appeared Students	Pass	Pass in %	Overall Result in %
Winter - 2017	B.Sc. Semester - I	71	20	28.16%	58.42%
	B.Sc. Semester - III	47	20	42.55%	
	B.Sc. Semester - V	40	39	97.05%	
Summer - 2018	B.Sc. Semester - II	61	20	32.77%	
	B.Sc. Semester - IV	42	21	50%	
	B.Sc. Semester - VI	38	38	100%	

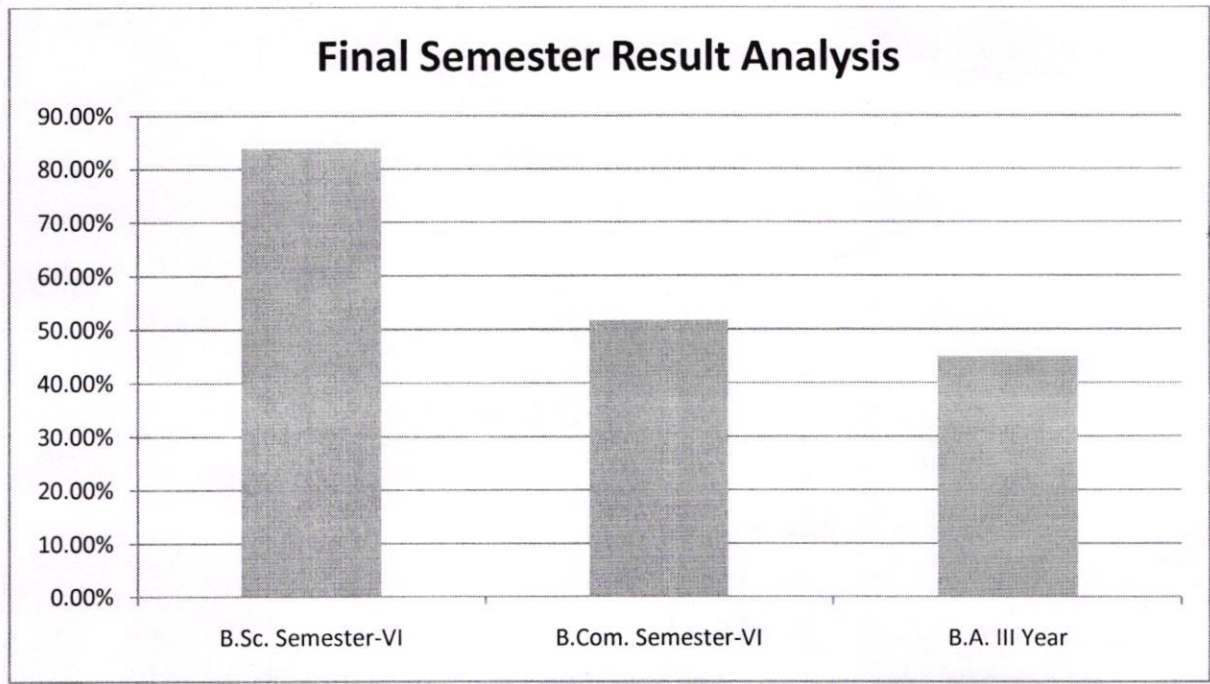
Bachelor of Commerce (B. Com.)

Session	Class	Subject	Appeared Students	Pass	Pass in %
Winter-2017	Semester-I	F/A	289	106	36.68%
		B/O	289	77	26.64%
		C/L	289	72	24.91%
		B.ECO.	289	55	19.03%
	Semester-III	F/A	125	72	57.60%
		B.C.M.	125	71	56.80%
		B.LAW	125	71	56.80%
		M.ECO.	125	65	52%
Summer-2018	Semester-II	SBM	201	155	77.11%
		B/M	201	89	44.28%
		S/P	201	82	40.80%
		B.ECO.	201	69	34.33%
	Semester-IV	F/A	102	50	49.02%
		S.D.	102	77	75.49%
		I.TAX	102	70	68.63%
		M.ECO.	102	72	70.59%
	Semester-VI	F/A	91	76	83.52%
		ITA	91	72	79.12%
		FMA	91	71	78.02%
		I.ECO.	91	64	70.32%
		BF-I	91	63	69.23%
		CAC.	91	83	91.29%



Course wise Final Semester Result Analysis

Sr. No.	Courses	Admitted Students	Appeared Students	Pass	Pass in %
1	B.Sc. Semester-VI	87	87	73	83.91%
2	B.Com. Semester-VI	91	91	47	51.65%
3	B.A. III Year	21	20	9	45%



Convener of Result Committee

IQAC

Co-ordinator

Internal Quality Assurance Cell
Vidyabharti College, SELOO

Principal

PRINCIPAL

Vidyabharti College, Seloo

